



FEATURES

- Intel Skylake Core i5-10210U Processor
- Gigabit Ethernet Ports and WiFi 6
- 21.5" LCD Panel with Projected Capacitive Touch Screen
- RS232, USB and Customizable I/O for Communication
- Support Windows 10, Windows 11 and Linux

The PPC-6721 is a 21.5" all-in-one industrial Panel PC with 1920 x 1080 touch screen. The system is based on Intel Core i5-10210U processor. The system has M.2 slots for WiFi, SATA and up to two Gigabit Ethernet ports. This panel PC is designed for applications like digital signage, video conferencing, vending machine and interactive IoT.

SPECIFICATIONS

RUGGEDNESS

Protection Front Panel IP65 Compliant

SYSTEM

Processor Intel Core i5-10120U (1.6GHz)
Platform Intel Comet Lake
Memory 8GB DDR4
Storage 1 x M.2 SATA Slot 256GB SSD
OS Support Windows 10, Windows 11, Linux

DISPLAY

Screen Size 21.5" TFT Active Matrix LED Backlight
Resolution 1920 x 1080
Brightness 300 nits
View Angle 89° (Left), 89° (Right), 89° (Top), 89° (Bottom)
Contrast Ratio 3000 : 1
Backlight Lifetime 50,000 Hr (Minimum)
Touch Type Projected Capacitive Touch Screen
Touch Controller USB
Display Interface 1 x LVDS, 1 x VGA, 1 x HDMI

COMMUNICATIONS

Ethernet 1 x 10/100/1000 Mbps RTL8111H GbE
Wi-Fi On-board M.2 Slot, WiFi 6 Module Included

POWER

Input Voltage 12V DC 2.5mm Power Jack

I/O INTERFACE

Audio 5W Rear Mounted Speakers
I/O Ports 2 x USB 3.0
 2 x USB 2.0
 1 x RS232
 1 x DB9
Button 1 x Power Button

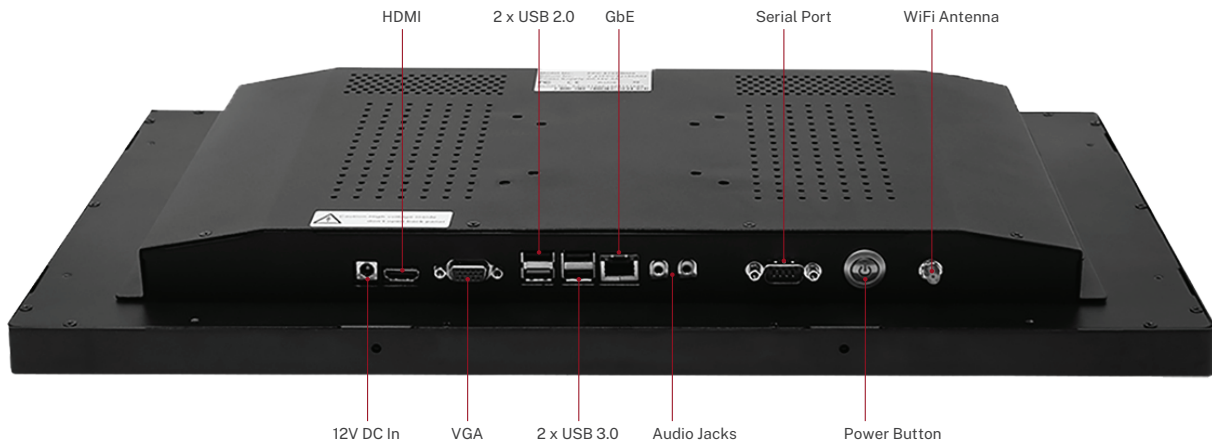
MECHANICAL

Enclosure Material Plastics Bezel, Metal Enclosure
Enclosure Color Black
Dimensions 518 x 314 x 56.2mm
Mounting Option 100 x 100mm or 75 x 75mm VESA Mount
Cooling Active

ENVIRONMENTAL

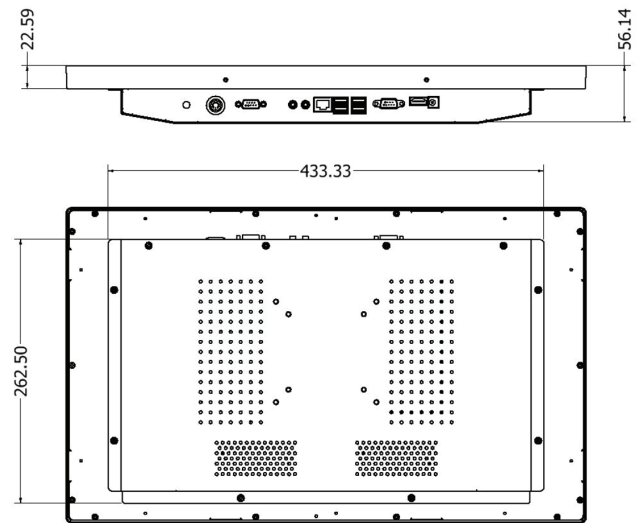
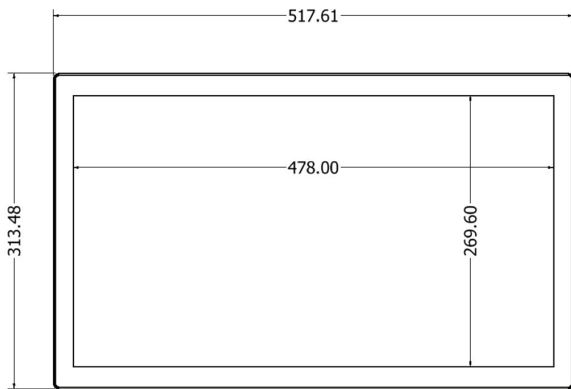
Temperature:
- Operation 0°C to 60°C
- Storage -20°C to 75°C
Humidity 10% to 95% @ 40°C Non-condensing

SYSTEM LAYOUT



PRODUCT DIMENSIONS

Unit: mm



ORDER INFORMATION

Part No.	Description
PPC-6721-I5	21.5" Panel PC / HMI with Intel Core i5-10210U Processor, 8GB RAM, 256GB SSD, 12V Power Input